

greenLine

PROFILES

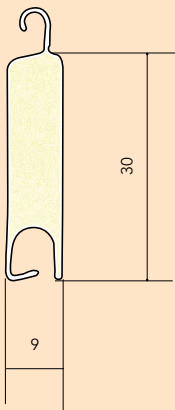


T30

PROFILO PIATTO
IN ALLUMINIO COIBENTATO

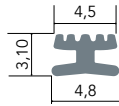
MINI ALUMINIUM PROFILE
WITH POLYURETHANE FOAM

PROFILE MINI PLATE EN ALUMINIUM
AVEC POLYURETHANE DILATE



MASSIMO IMPIEGO CONSIGLIATO / MAX DIMENSION IN USE / DIMENSION MAX CONSEILLÉE	
Larghezza / Width / Largeur	Altezza / Height / Hauteur
3,0 mtl	2,5 mtl

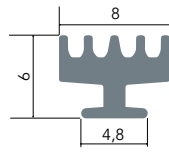
GUARNIZIONI / GASKETS / JOINTS



COD.
918.49

PER GUIDE / FOR GUIDES / POUR COULISSES

P29 PM40
P20 PM41
P27 PM42

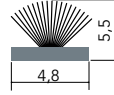


COD.
918.56

PER GUIDE / FOR GUIDES / POUR COULISSES

PS250 PS300

SPAZZOLINO / BRUSH / JOINT BROSSSE



COD.
918.38

PER GUIDE / FOR GUIDES / POUR COULISSES

P29 PM40
P20 PM41
P27 PM42

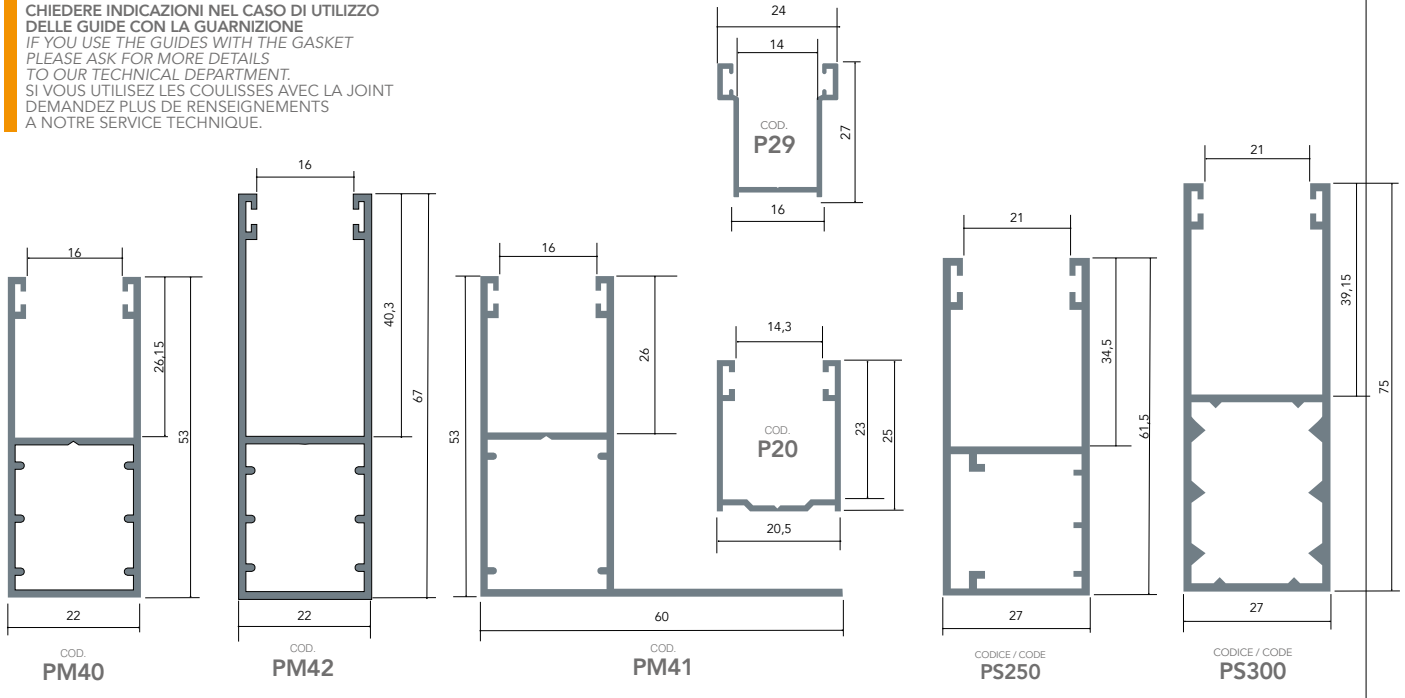
greenLine
PROFILES

T30

ACCESSORI / ACCESSORIES / ACCESSOIRES

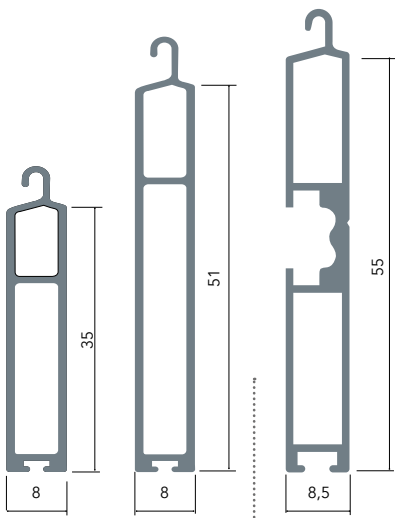
GUIDE / GUIDES / COULISSES

CHIEDERE INDICAZIONI NEL CASO DI UTILIZZO DELLE GUIDE CON LA GUARNIZIONE
IF YOU USE THE GUIDES WITH THE GASKET PLEASE ASK FOR MORE DETAILS TO OUR TECHNICAL DEPARTMENT.
SI VOUS UTILISEZ LES COULISSES AVEC LA JOINT DEMANDEZ PLUS DE RENSEIGNEMENTS A NOTRE SERVICE TECHNIQUE.



PER ALTRE GUIDE CONSULTARE CATALOGO GENERALE / THE OTHER GUIDES ARE ON OUR GENERAL CATALOGUE / LES AUTRES COULISSES SONT SUR NOTRE CATALOGUE GENERAL

TERMINALI / END SLATS / LAMES FINALES



COD.
TM38

COD.
TM39

COD.
TM40

GUARNIZIONE
GASKET
JOINT



COD.
918.50



COD.
918.54

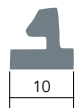
TAPPO LATERALE
IN PLASTICA

PLASTIC
SIDE PLUG
BOUCHON LATERAL
EN PLASTIQUE



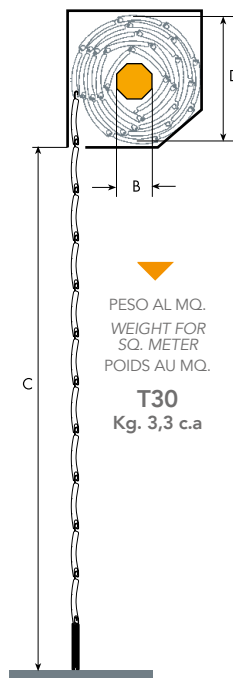
COD.
909.30

TERMINALE
IN GOMMA
END SLAT
IN RUBBER
TERMINAL EN
CAOUTCHOU



COD.
918.51

DIAMETRI DI AVVOLGIMENTO IN FUNZIONE DELL'ALTEZZA DELLA TAPPARELLA E DEL RULLO DI AVVOLGIMENTO.
DIAMETERS OF WINDING ACCORDING TO THE HEIGHT OF THE ROLLING SHUTTER AND THE WINDING OF THE ROLLER.
DIAMÈTRE D'ENROULEMENT EN FONCTION DE LA HAUTEUR DU VOLET ROULANT ET DE L'AXE D'ENROULEMENT.



PESO AL MQ.
WEIGHT FOR
SQ. METER
POIDS AU MQ.
T30
Kg. 3,3 c.a

(C) TAPPARELLA ROLLING SHUTTERS VOLET ROULANT (mm)	(B) RULLO ROLLER AXE (mm)	(D) Ø mm.
		T30
1000	60	140
1200	60	153
1400	60	160
1600	60	170
1800	60	175
2000	60	180
2200	60	190
2400	60	200
2600	60	205
2800	60	210
3000	60	220